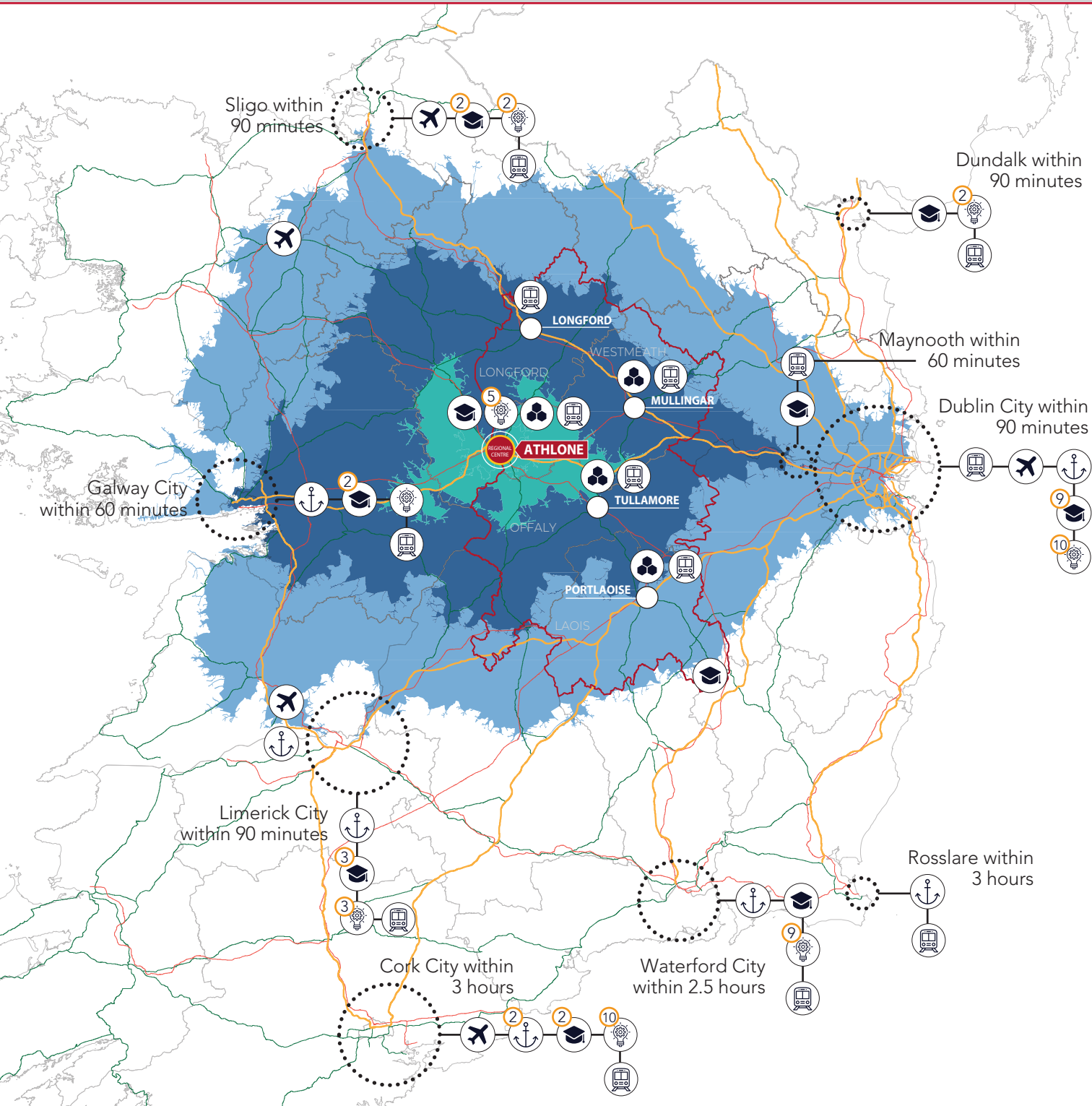


# ATHLONE

COUNTY WESTMEATH, MIDLANDS REGION



MidlandsIreland.ie  
gateway to enterprise



## WHO'S WITHIN REACH\*

	30 MIN	60 MIN	90 MIN
Population	80,860	497,757	2,364,211
Labour Force	37,866	235,996	1,181,539
3rd Level Qualified	12,894	81,351	465,564
Students	7,140	46,373	211,970

## LEGEND

- National Roads
- Motorways
- Railroad
- Railway Station
- International Airport
- International Sea Port
- Research & Innovation Centre
- IDA Business & Tech Park
- 3rd Level Institutions
- Athlone (Regional Centre)
- Key Town
- Midlands Region
- 60 min catchment
- 90 min catchment

\*Based on Census 2016 Electoral Division data and assessed travel-time catchments by car.

# YOUNG & DIVERSE, THE REGION'S GROWTH ENGINE

Located centrally in the Midlands Region, Athlone is home to 21,349 people and is connected to Ireland's largest population centres by excellent road and rail infrastructure; with Dublin City & Airport, Galway City and Shannon Airport each within a 60-90 min. drive.

Athlone's designation in national planning as a 'Regional Centre' earmarks it for the highest levels of population and employment growth in the Midlands region (with a target of reaching 30,000 people by 2031). This is reflective of how its size and composition has changed in recent years already; growing by nearly 6% over the past five years alone; a faster rate than the national average (4% between 2011-2016). The town's age profile illustrates that it is home to a very young demographic, largely under 35 years of age (53%); surpassing the national average (47%). This holds true within 60 minutes drive from the town (48%).

Multi-lingualism and multi-culturalism are hallmarks for the town, with 23% of its resident population being of a non-Irish nationality (vs. 12% nationally). This highlights

the impact of Athlone Institute of Technology (AIT) and multi-national companies in attracting students and workers from overseas. This will be further enhanced by the recent news that AIT and Limerick IT will be forming a new Technological University for the Midlands and Mid-West.

Both domestic and international enterprise have come to Athlone to capitalise on the emerging research and development scene - which centers around AIT and its multiple research institutes (including 'MRI' for Polymer Materials, 'BRI' for bioscience R&D and 'SRI' for software innovation) and two Technology Gateways (APT and COMAND). Acting alongside applied industry partners and coupled with Garrycastle IDA Business and Technology Park, Athlone has established itself as an emerging hub for Life Sciences, Technology and Global Business Service providers. Athlone has a highly skilled workforce, with 30% of people having attained qualifications at 3rd level or above.

The town is also an affordable place to live and work in, particularly compared to Dublin City; with residents enjoying both shorter commute times and excellent schools, shopping and childcare facilities. The town also has numerous sports, recreation and natural amenities nearby.



## YOUNG, SKILLED & ENGAGED LABOUR FORCE



## CONNECTIVITY & INFRASTRUCTURE



## ENTERPRISE & OPPORTUNITY

- **6%:** Increase in the town's total population between 2011 and 2016; higher than the National avg. (4%)
- **48%:** Of people within 60 mins are under 35 years of age; slightly higher than the National avg. (47%)
- **46%:** Of people within 60 mins have attained a post-secondary, 3rd level or a post-graduate qualification (National avg. 48%)
- **26%:** Of people within 60 mins have attained a 3rd level or post-graduate qualification (National avg. 28%)
- **11%:** Of people within 60 mins are of a non-Irish nationality; speaking languages other than English (National avg. 12%)
- **M6:** Quick access to the M6 motorway linking Dublin City, Galway City and Dublin Airport
- **BUS & TRAIN:** Daily departures to all major cities (incl. Dublin Airport), by bus and 30 train connections daily to Dublin and Galway
- **FIBRE:** Lightning fast 1,000 Mbps fibre broadband speeds and Digital Training Hub supporting local business innovation
- **12%:** Increase in the number of active enterprises in Westmeath since 2008 (totalling 5,399 & employing 21,294 people)
- **HUB:** An expanding network of co-working hubs (2 sites)
- **R&D:** Emerging Research & Development clusters in Life Sciences, Technology and Global Business Service industries
- **1.591:** The town has a high ratio of jobs to resident workers - illustrating how it draws workers in from across the region



## AFFORDABILITY & INCOMES

- **€43.2K:** Gross household income is 96% of the State median household income (€45.2k)
- **€168:** Cheaper average weekly fee for full day childcare vs. in Dublin (€196) [Pobal '19]
- **€838:** Cheaper average price to rent a 3-bed home vs. in Dublin (€1,690) [RTB Q1 '19]
- **€183K:** Cheaper average price to purchase a 3-bed home vs. in Dublin (€441k) [CSO Jun '19]



## COMMUTING & ACCESSIBILITY

- **26.6MIN:** Average commute time for people living within 60 mins
- **<60MIN:** Access to Galway City, 2 Universities (NUI Galway and NUI Maynooth) & 2 Institutes of Technology (AIT and Galway-Mayo Institute of Technology)
- **24%:** Of journeys to work or school by people within 60 mins. are made using public transport or by walking



## AMENITY & QUALITY OF LIFE

- **RELAX:** Over 119 recreation & sports facilities within 30 min. (incl. gyms, swimming, golf, heritage and arts)
- **SHOP:** Over 600 retail options within 30 min. providing every product and service (incl. chain stores)
- **EXPLORE:** Lough Ree & the Shannon Blueway, Cycle the Dublin to Galway Greenway, Dún na Sí Amenity & Heritage Park
- **SCHOOLS:** 96 primary and 17 secondary schools within 30 mins.
- **CARE:** Approx. 90 childcare facilities within 30 mins.
- **HEALTHY:** 85% of people within 60 mins are in 'good health' and are close to the Midlands Regional Hospital

# ACCESS TO TALENT & RESEARCH

**Athlone Institute of Technology (AIT) is a vibrant, contemporary third level institute committed to academic excellence in teaching, learning and research. AIT is also home to three strategic research institutes in Materials, Bioscience, and Software - along with two Technology Gateways (APT and COMAND) - which drive market-informed research in collaboration with industry partners.**

Home to 6,000 students AIT offers 200+ industry-focused programmes on a full and part-time basis. It has the authority to award at PhD level in the areas of Microbiology, Toxicology, Polymer Engineering and Software ICT.

The Midlands Innovation and Research Centre, the institute's campus business incubator, provides incubation facilities

and business development support for knowledge-based start-ups. AIT is currently in the process of achieving technological university designation which will leverage the Midlands region and ensure its continued growth and success. AIT works closely with local businesses to achieve innovation and ensure industry areas are reflected in course content. It has repeatedly secured prestigious accolades including 'Institute of Technology of the Year', and the U-Multirank award for being within the 'Top 25 Performing Universities in the World'.

**6,000+** Students

**3x** Research Centres

**200+** Industry-Focussed Courses

**2x** Technology Gateways

“After considering several international locations for our new engineering hub, we opted for Athlone in January 2018 and I can say that we wish we had set up here years ago. With one-third of our current positions already filled, we continue to be impressed with the level of technical and engineering talent available to us in the Midlands, particularly considering our very high hiring-bar.”

- David Bole,  
Founder & Owner  
Neueda Technologies

“Athlone was our preferred location for several reasons, but none more important than a deep talent pool of well-educated and multilingual people. The presence of Athlone Institute of Technology was also a factor in our decision.”

- Tod Johnson,  
Chairman and CEO  
NPD Group

“Since the initial setup of operations in Athlone in 2007 we have invested in building a highly skilled multinational team which services our global activities from Ireland. This investment demonstrates the continued confidence Teleflex has in its ability to source and develop the skills and talent required to support the continued successful growth of the corporation.”

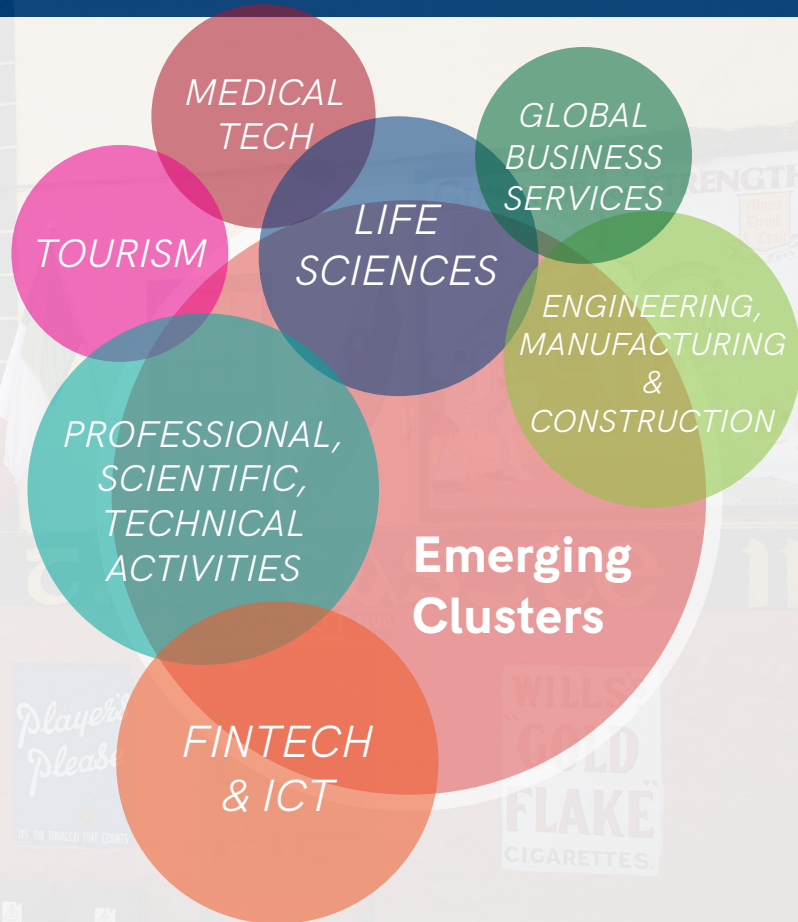
- Liam Kelly  
Chief Operating Officer  
Teleflex

## BUSINESS ACTIVITY & CLUSTERING

There are almost 1,115 active businesses within 5km of Athlone, employing over 13,100 people from the town and the wider region.

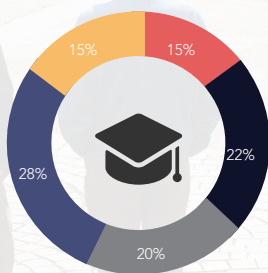
24% of these businesses are in less conventional sectors, where emerging business clusters can often be found. These include the increasing presence of industry in the Life Sciences, R&D, Med-Tech and Global Business Services sectors.

Athlone uniquely serves as an economic anchor for the region in attracting such employment and providing the necessary infrastructure to sustain it. The town’s Economic Strategy, produced jointly by Westmeath County Council and Roscommon County Council (due to Athlone being located in both counties) ensures that growth is aligned with a strategic vision for the town’s future economic, social and physical development.



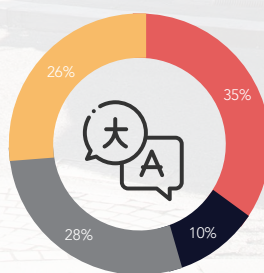
### WITHIN 60 MINS:

#### GRADUATE FIELDS



- Health & Welfare
- Arts, Humanities & Education
- Business, Admin. & Law
- Science, Technology, Maths, Manufacturing & Construction
- Other Subjects

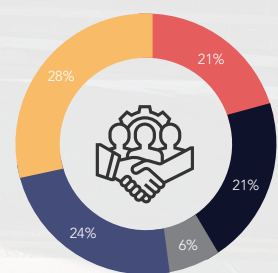
#### NATIONALITIES\*



- Rest of World
- Lithuania
- Poland
- Other EU 28

\* excl. Irish/British

#### INDUSTRY OF EMPLOYMENT



- Manufacturing, Engineering, Building & Construction
- Transport & Communications
- Professional Services
- Commerce & Trade
- Other Industries

### BUSINESS SUPPORTS: WE'RE HERE TO HELP